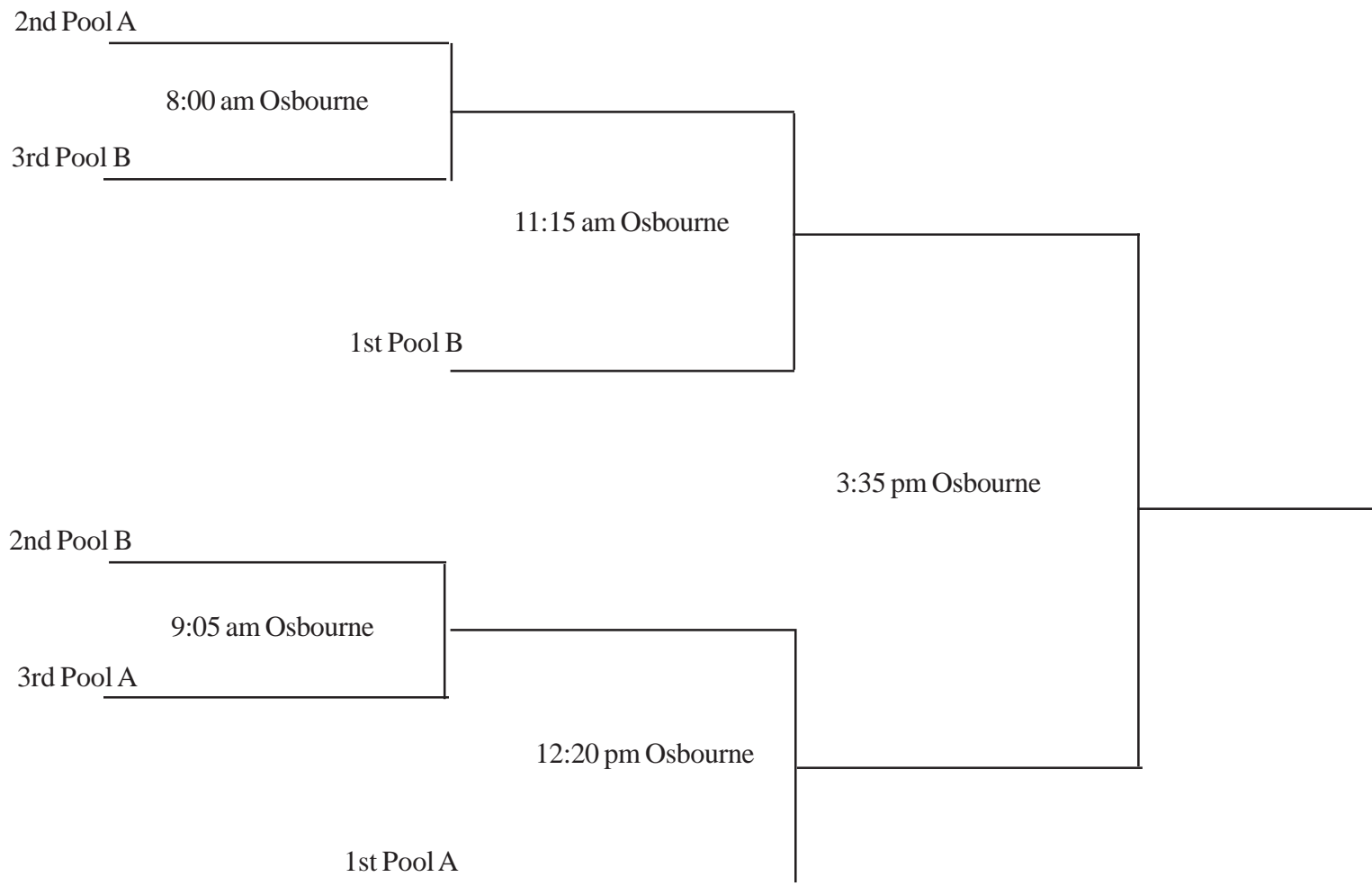
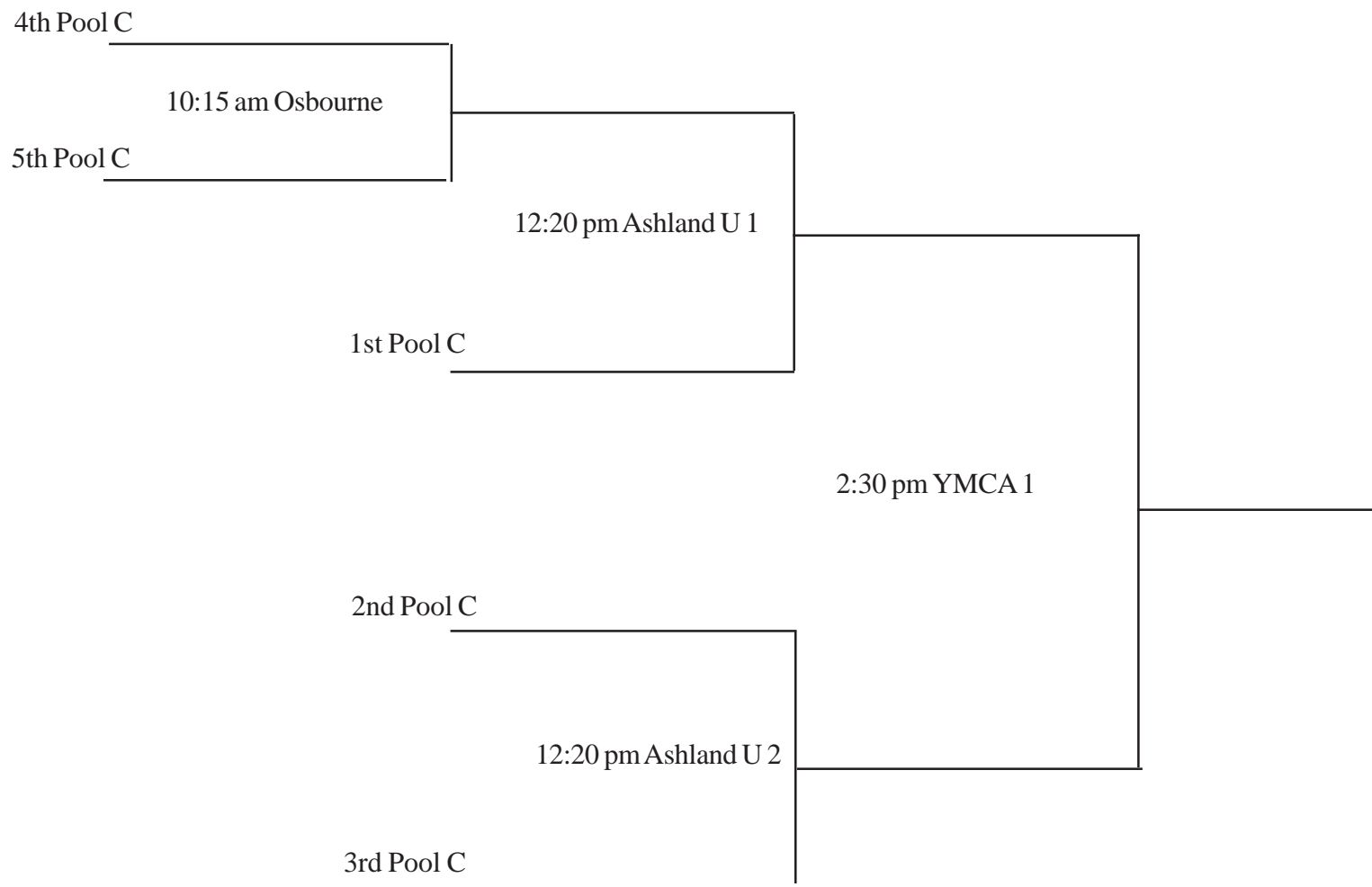


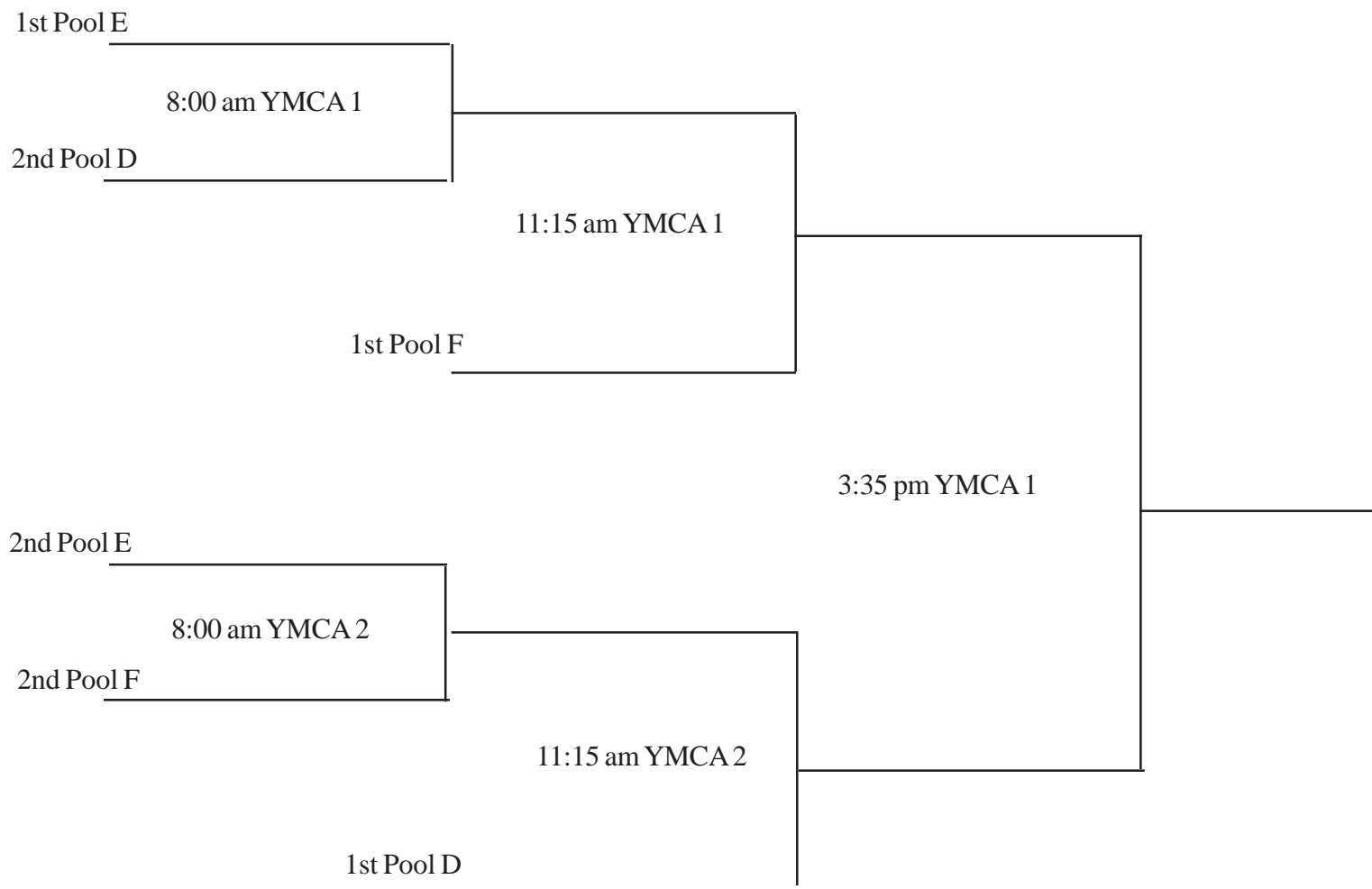
Arrow Classic 5th Grade Championship Bracket



Arrow Classic 6th Grade Championship Bracket



Arrow Classic 7th Grade Championship Bracket



Arrow Classic 7th Grade Shoot Out

3rd Pool D

1:25 pm Osbourne

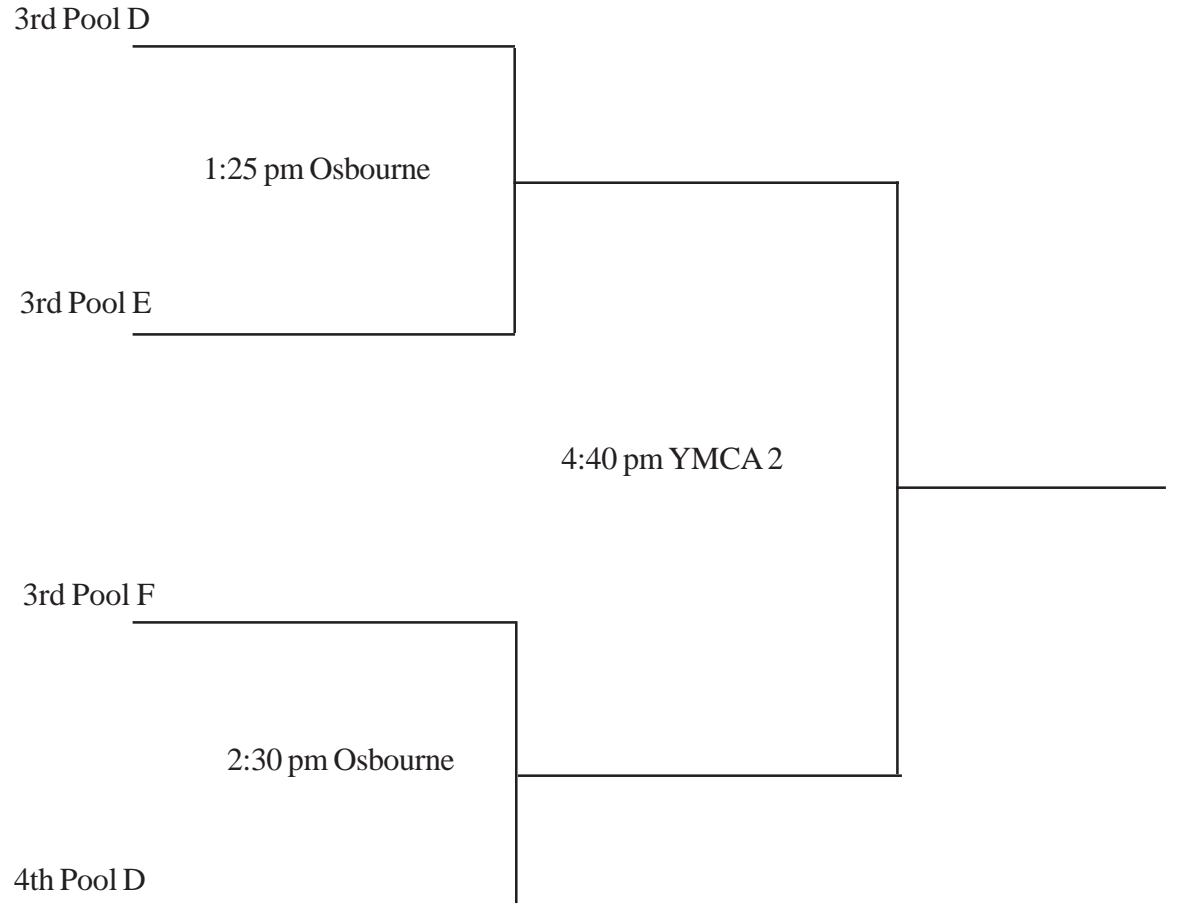
3rd Pool E

4:40 pm YMCA 2

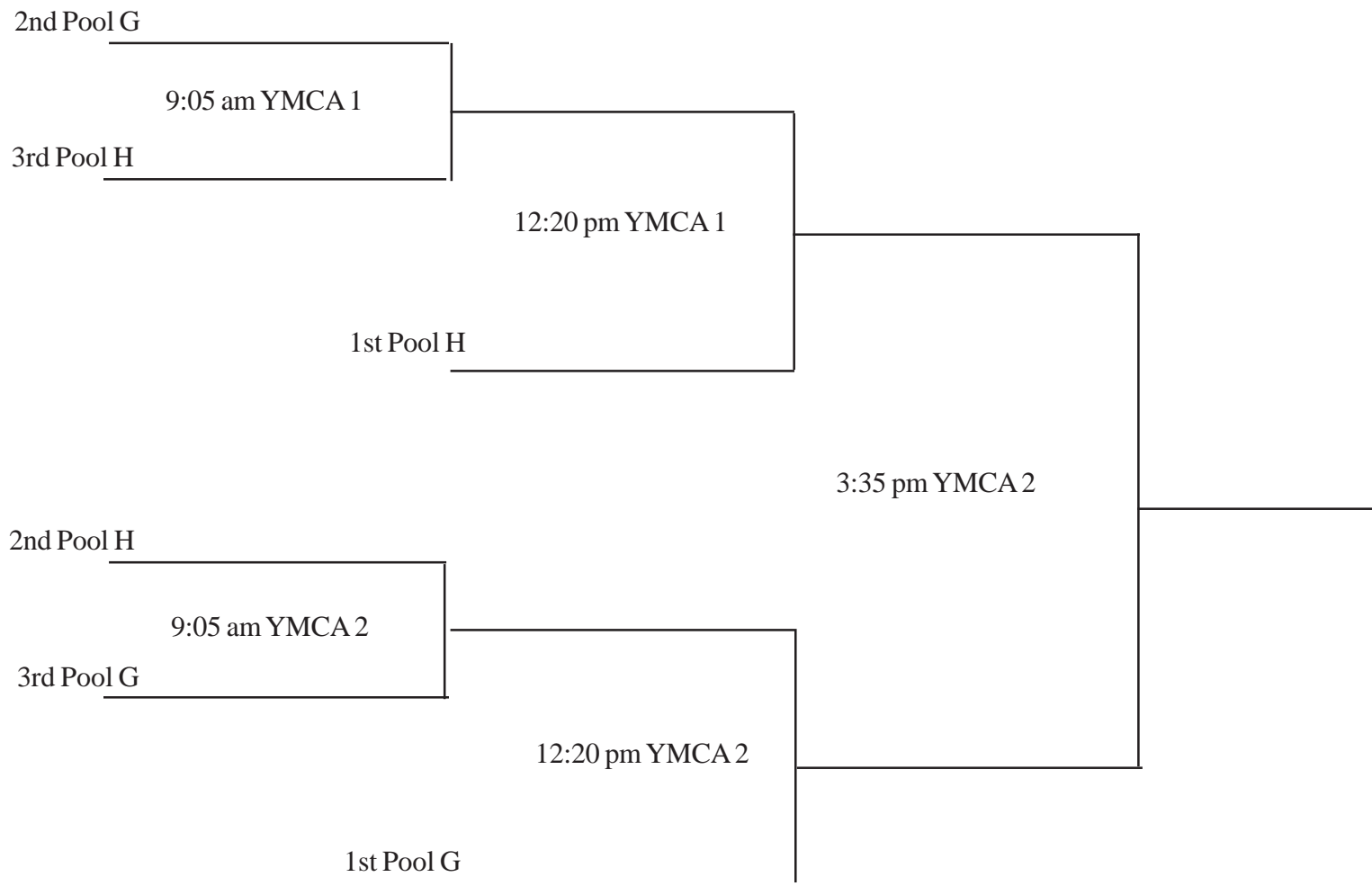
3rd Pool F

2:30 pm Osbourne

4th Pool D



Arrow Classic 8th Grade Championship Bracket



Arrow Classic 9th Grade Championship Bracket

Sunday Finish Pool Play

1st Pool I

11:15 am Ashland U 1

Champions

2nd Pool I

8:00 am
51-53
Ashland U 1

8:00 am
52-54
Ashland U 2

3rd Pool I

11:15 am Ashland U 2

3rd Place

4th Pool I

Tie Breaking Procedure

The higher seeded team when two teams have the same record after completion of pool play will be determined by the winner of their head to head competition.

To determine the seeding when three teams have the same record after completion of pool play we must use the plus/minus formula. **Only games involving those teams ties will be used.**

Please see below for an example:

Team # 1	Won 2 Lost 1	Beat #2 by 4 pts.	Lost to #3 by 8 pts	Beat #4 by 18 pts
Team # 2	Won 2 Lost 1	Lost to #1 by 4 pts.	Beat #3 by 16 pts	Beat #4 by 20 pts
Team # 3	Won 2 Lost 1	Beat #1 by 8 pts.	Lost to #2 by 16 pts	Beat #4 by 3 pts
Team # 4	Won 0 Lost 3	Lost to #1 by 18 pts.	Lost to #2 by 20 pts	Lost to #3 by 3 pts

1st - Team # 1 has totals of +4 and -8 = -4

2nd - Team # 2 has totals of -4 and +15 = +11

3rd - Team # 3 has totals of +8 and -15 = -7

Team # 3 is 3rd because they have the lowest + - score

We now have two teams tied and go back to head to head results

Team # 1 is 1st because they beat Team # 2 head to head

ALL THREE WAY TIES

Lowest + - Is Eliminated and Then Go Back To Head To Head

Look at Example Above

MAKE SURE YOU LOOK AT
OFFICIAL BRACKETS AT MAIN SITE

Tie Breaking Procedure

5 Team Pools Only

1. When two teams are tied and they played each other, we determine the higher seed by their head to head result.

2. When two teams are tied and they have not played each other, we use the following to decide the higher seed.

A. The best record of the opponents.

Example

Team 2 and 3 are tied at with a record of 1 - 1

Team 2 opponents have a combined record of 3 - 1

Team 3 opponents have a combined record of 1 - 3

Team 2 is the higher seed. If teams are still tied then go to B

B. The highest + - score

Example

Team 2 won by 3 and lost by 6 which = -3

Team 3 won by 12 and lost 10 which = +2

Team 2 is the higher seed. If teams are still tied then go to C

C. The highest + - score of the opponents

Example

Team 2's opponents were a combined +8

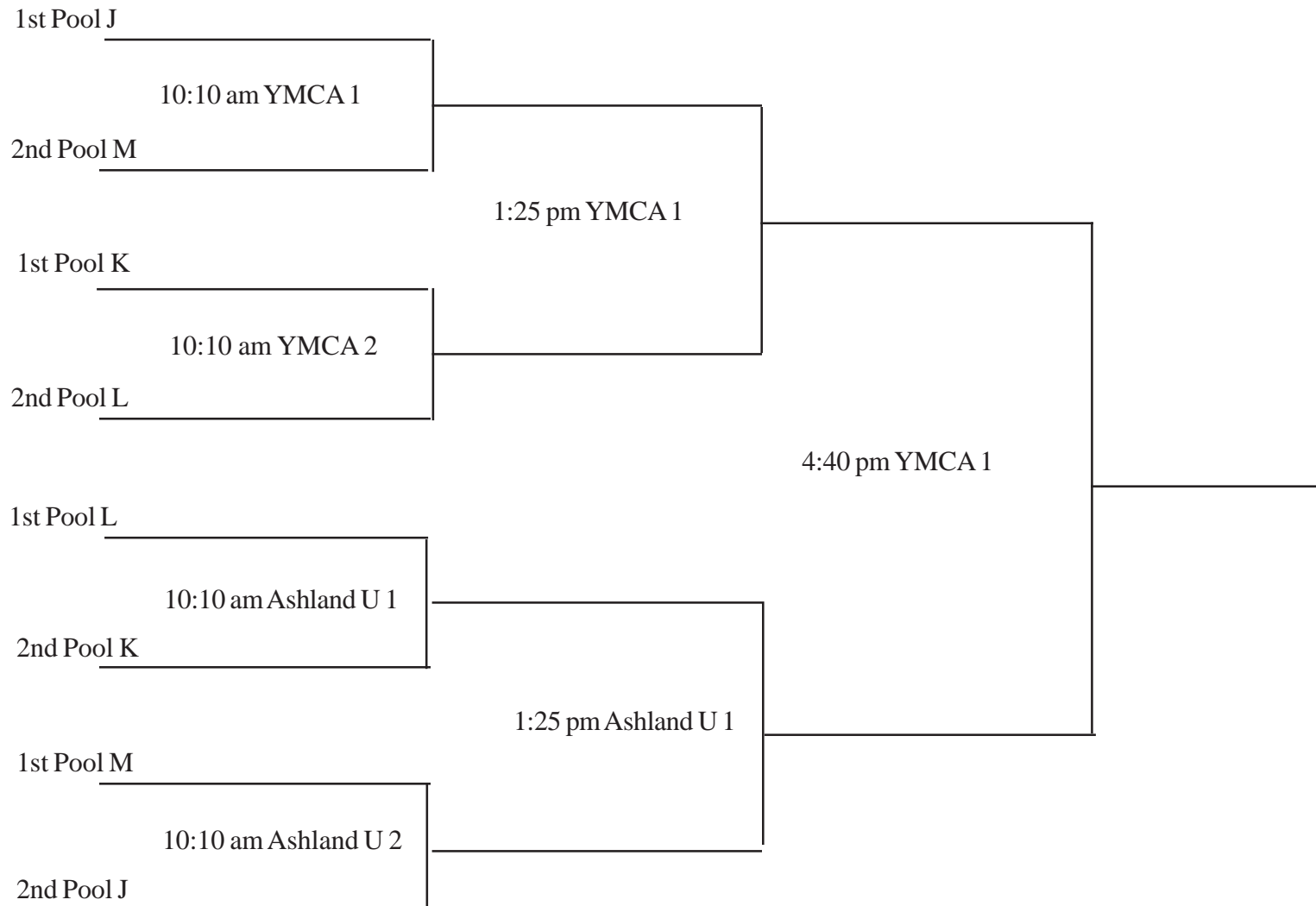
Team 3's opponents were a combined + 6

Team 3 is the higher seed. If teams are still tied flip a coin.

3. When three teams are tied use the same procedure as in No. 2 even if two of the teams have played each other. Any questions call OYB at 740-808-0380

Arrow Classic

10/11th Grade Championship Bracket



Arrow Classic 10/11th Grade Shoot Out

3rd Pool J

9:05 am Ashland U 1

3rd Pool K

2:30 pm YMCA 2

3rd Pool L

9:05 am Ashland U 2

3rd Pool M

